

Build a bean teepee

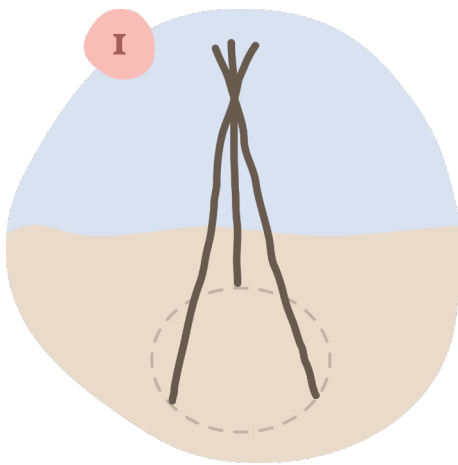
Runner beans need something to climb on as they grow. One stylish option is the bean tipi. You can learn how to make your own bean teepee with instructions provided here.



Choose a sunny location where the tipi has enough space. Pay attention to which crops you shade with the teepee during the course of the day.

Material

- 3 to 8 long wooden poles or bamboo canes approx. 2 to 3 metres long
- Strong string or wire
- Runner bean seeds

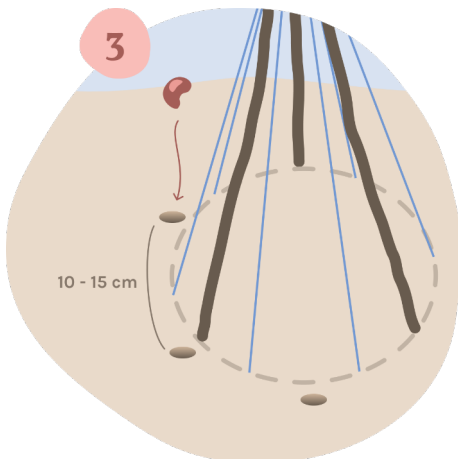
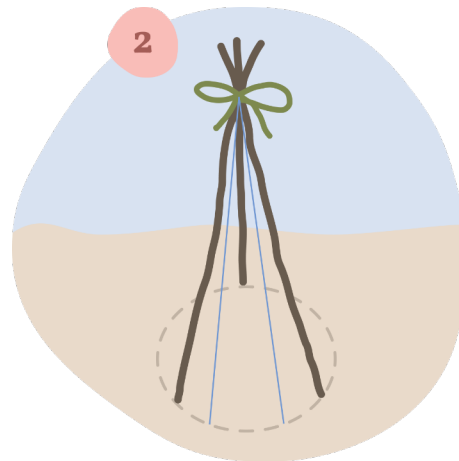


Positioning the rods

Stick the poles in a circle about 15 to 20 cm deep into the ground for a good hold. The ends of the poles must meet in the centre.

Tie the rods together

Securely fasten the poles together at the top using string or wire. Additionally, consider extending extra wire from top to bottom between the poles to provide ample space for the beans to climb.



Sowing beans

Around the base of the poles, sow 3 to 6 bean seeds, adjusting the number based on the size of the teepee. Maintain a distance of 10 to 15 cm between each seed for optimal growth.

FRÿD

Learn more about us:
www.fryd.app